

INSIGHTS: APPLICATION DATA AT-A-GLANCE



TURN YOUR INSIGHTS INTO ACTION

UAC's Insights dashboard provides graphical snapshots of current and historical applicant trends, helping you to make informed decisions based on accurate business intelligence.

UAC captures the data that is important to you – applicant numbers, demographics, course preferences and offers - then translates it into a simple but powerful visual report to reveal admission trends and opportunities.

Data is sourced directly from the UAC live admissions environments and can also be imported from your own internal sources.

UAC's Insights dashboard is provided on an annual subscription basis.

DATA THAT'S IMPORTANT TO YOU

UAC's Insights dashboard provides high level views of essential real-time application and offer statistics. Once you've assessed the big picture, the dashboard's simple drill down functionality provides access to comprehensive details of your applicant demographics, choices and behaviour. The features of the standard version are shown below, but for an additional fee the dashboard can be tailored to include specific data elements and comparisons that are important to you.

BENEFITS OF INSIGHTS

- Increases productivity by delivering instant, up-to-date data snapshots and business intelligence to your screen, wherever you are
- Promotes information sharing between colleagues by allowing easy but secure online access to data across undergraduate, international, postgraduate and UAC Connect environments
- Eliminates the need to extract and interpret raw data by producing at-a-glance visual presentations of performance measures and trends
- Improves reporting efficiency by combining multiple reports into one dashboard
- Enhances user experience through intuitive navigation and easy drill-down
- Adapts to your reporting needs with optional integration of internal data sources.

FOR MORE INFORMATION OR TO ARRANGE A DEMONSTRATION:

- Contact us at b2b@uac.edu.au
- View our video at uac.edu.au/uacconnect

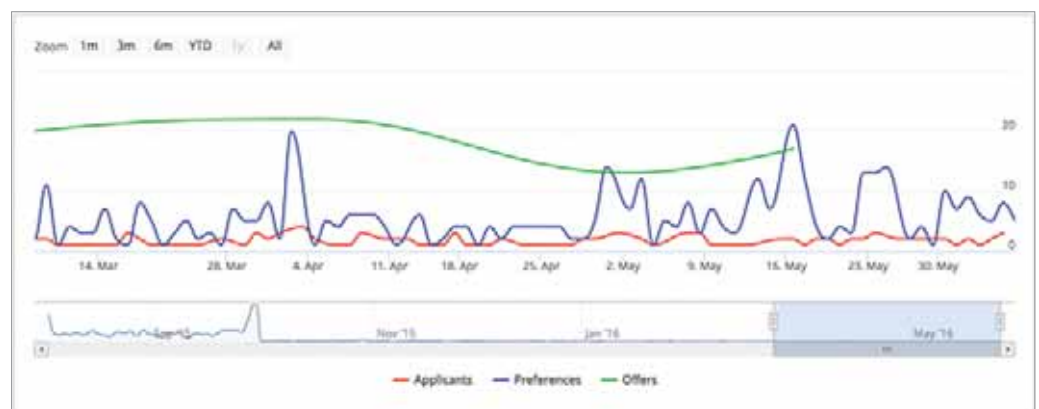
Key operational indicators

Benchmark your key operational indicators – total applicants, preferences, offers and courses – against consolidated UAC figures.



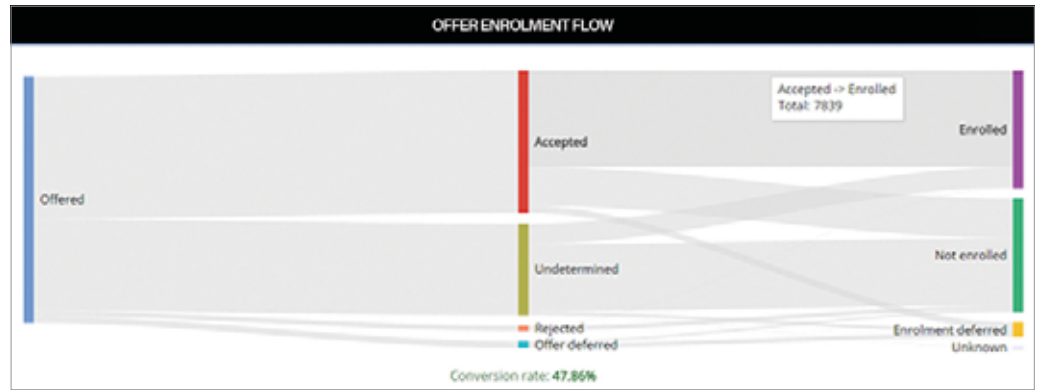
Time series application and offer statistics

Understand how your operational data changes over time. Selectable data elements include application numbers, total preferences and offers.



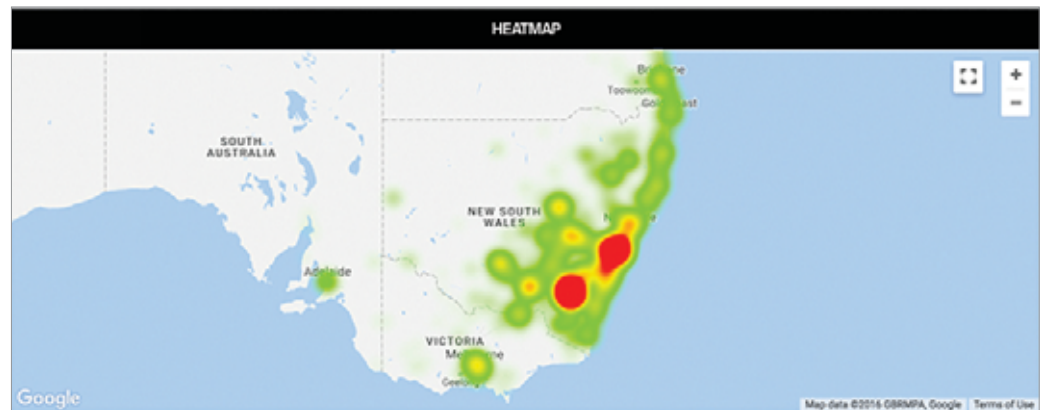
Offer to enrolment conversion flow

Track applicant behaviour by viewing your offer to enrolment conversion flow.



Source of application

Find your applicant hot spots with the help of the Insights heatmap. Drill down to street level using standard map enquiry tools. All address data is verified and geocoded by UAC's proprietary geolocation service.



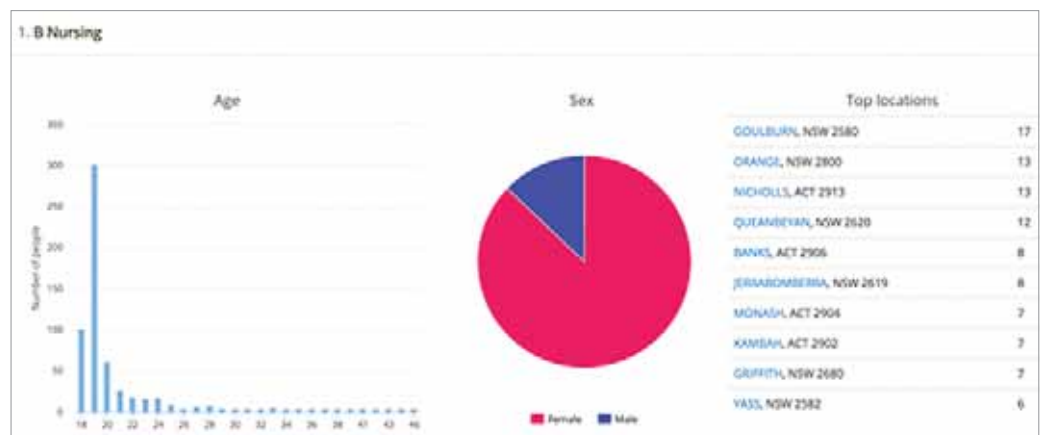
Top-performing courses

What are your 20 most popular courses and fields of education, and where do applicants to these courses live? All the answers are at your fingertips.



Applicant profiles

Profile your applicants quickly and effectively by viewing the age, gender and location of all applicants who applied for a particular course.




UAC CONNECT


Universities Admissions Centre
(NSW & ACT) Pty Ltd


ABN 19 070 055 935
ACN 070 055 935


Quad 2, 6 Parkview Drive,
Sydney Olympic Park NSW
Locked Bag 112, Silverwater NSW 2128


T 1300 ASK UAC (1300 275 822)
from mobiles: (02) 9752 0200
from overseas: +61 2 9752 0200


 uac.edu.au/uacconnect

 [uacinfo](#)

 [uacinfo](#)

 [uacinfo](#)

 [uacinfo](#)

 [uacinfo](#)